

DOCUMENT INFORMATION

This document lists the new features and bugfixes available in the new ARANEO™ software v1.3.0.

NEW FEATURES

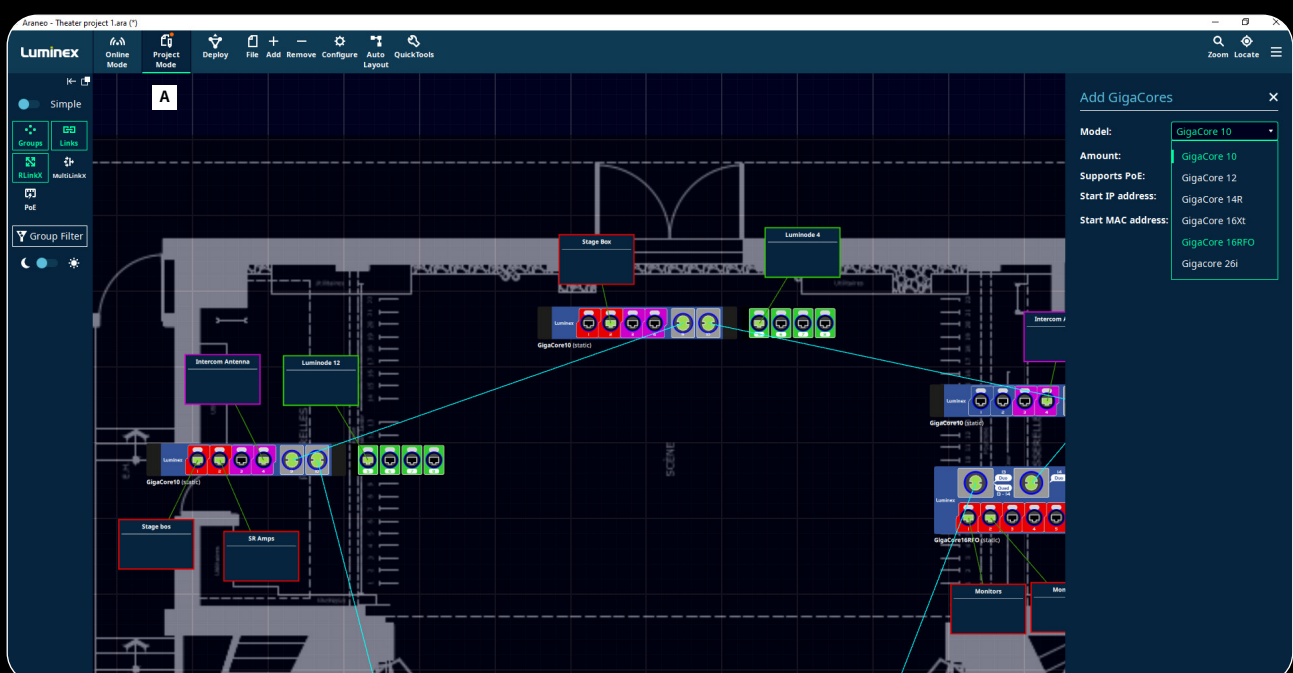
Offline Planning

With the following new features, Araneo becomes a network planning and configuration tool in addition to being a monitoring tool.

- Create a project or import from an existing network.
- Easily insert GigaCore switches and edge devices into the topology.
- Use the connection tool to quickly connect ports and edge devices.
- Deploy function to commission settings and changes to the network system.
- Store project files for reference or later use.
 - Make changes offline or on the road and deploy/commission those changes later.
- Switch between online and offline modes.

Configuration

- Enhanced configuration functions of GigaCore switches online and offline.
- Configuration settings for the entire system or for individually selected switches online and offline.



RELEASE NOTES ARANEO 1.3.0



■ Improved monitoring

- Added AVB indicator in Groups. **B**

AVB Icon showing on top of Group name when enabled.

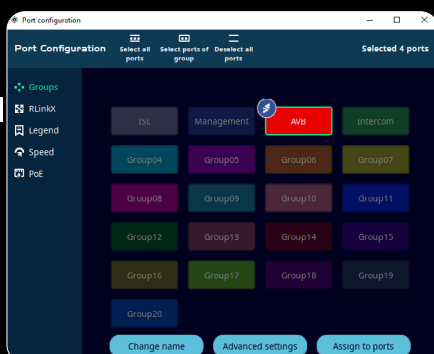
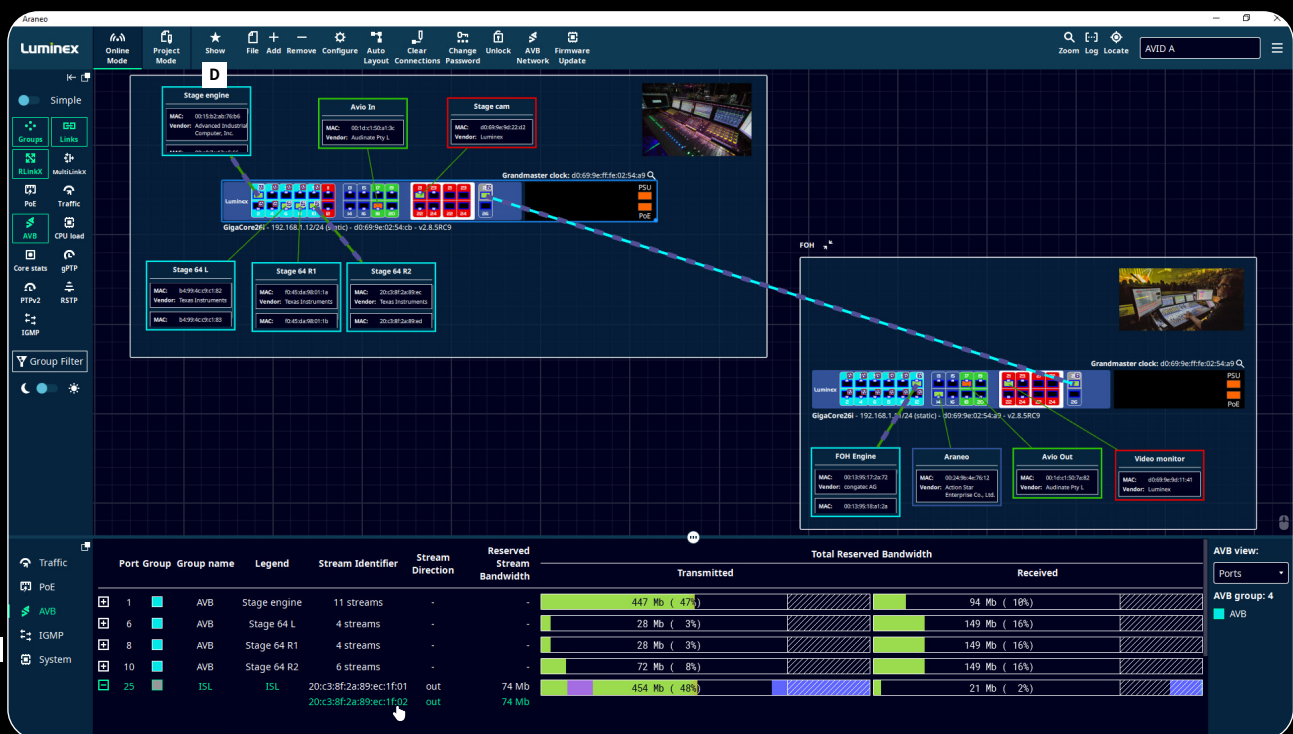
- AVB tab in monitor panel. **C**

• When the user hovers the mouse pointer over a stream, Araneo shows the AVB bandwidth usage and the remaining non-AVB bandwidth.

- Event log with enhanced filtering capability.

• Create a blacklist for network log messages that are not relevant.

- Show button lets you lock the online setup and prevents changes from being made inadvertently. **D**



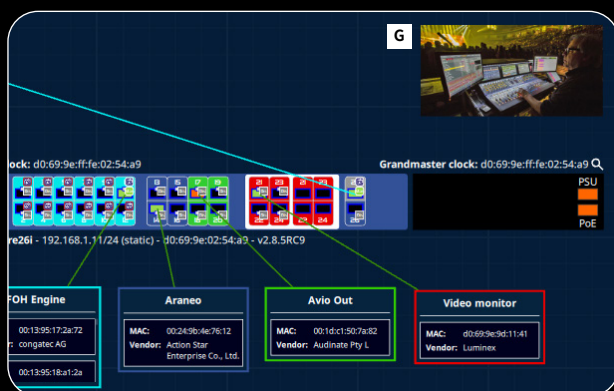
RELEASE NOTES ARANEO 1.3.0



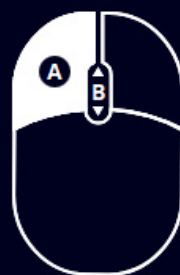
■ Improved visualization and navigation **E**

- Addition of selectable mouse controls to define behaviour according to mouse type.
- Addition of zoom functions.
 - Slider, zoom to fit and restore to 100% buttons added.
- Location tool added with a search filter for easier location of devices and zones. **F**
- Background images. **G**
 - Add background images to visually refer to the real-life setup.
- Zones.
 - Add zones to visually group switches and devices.
 - Background images and colors of zones can be configured.
 - Select devices and add them into a zone.
- Undock button lets you detach screens from the canvas for viewing on another monitor or to move them to a different location on the main screen depending on your preference and optimal work flow.

■ Chinese language support



Mouse Controls **E**



A Select / box selection

Ctrl / ⌘ Add to selection

B Press and hold: pan

⬆ ⬆ Scroll up/down: zoom in/out

Ctrl / ⌘ + ⬆ Pan vertical

↑ Shift + ⬆ Pan horizontal

Pan button: **Middle** ☒ **Right** ☐

Dismiss

F

Locate



Search devices on your network using the following filter:

▼ Network Interfaces: 1



AVID A

00:24:9b:4e:76:12



▼ GigaCores: 2

GigaCore26i



26i

Name: GigaCore26i

IP address: 192.168.1.11

MAC address: d0:69:9e:02:54:a9

KNOWN

ISSUES / LIMITATIONS / RESTRICTIONS

- The port selection is not updated after “Retrieve from RLinkX” is used in the “Group” tab of the “Port Configuration” window. When a group belongs to the ISL group before a “Retrieve from RLinkX” action, but belongs to the management group after “Retrieve from RLinkX”, it will still be selected and shown as being in the ISL group.
- Maintenance tool is not updated.
Users that update Araneo from a previous released version will not get to see the newly restyled installer.
- Long Port legends, group names, GigaCore names can appear overlapped in some table views.